

Teaneck Public Schools Family Access Parent Portal

Elementary Schools

What is Skyward?

Skyward is the Teaneck Public School's Student Information System. Skyward gives teachers, students, caregivers and administrators a better tool to communicate real-time information about your child/children via a secure internet connection.

What is Family Access?

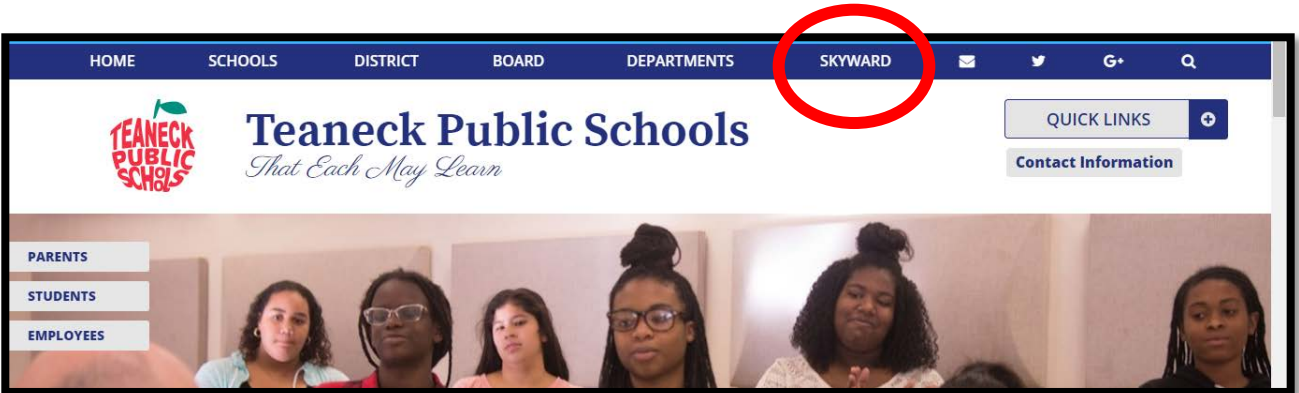
Family Access is a component of our student information system, which allows us to provide you with a safe and secure way to view academic information about your child via the Internet. Depending on your child's grade level you will have access to some or all of the following information:

- Your child's schedule, daily attendance record and class attendance.
- Your child's marking period and final grades.
- Your child's report cards and progress reports.
- Your child's teacher's gradebook grades.
- Your contact information, which you have the ability to change/update your email addresses and phone numbers.

NOTE: Change of addresses CANNOT be done online. You must contact the registrar's office at (201) 833-5512.

LOGGING INTO FAMILY ACCESS

Open your internet browser (Internet Explorer, Firefox, Safari or Google Chrome).
Go to the Teaneck Schools Webpage at www.teaneckschools.org.
Click on the Skyward icon located on the menu bar.



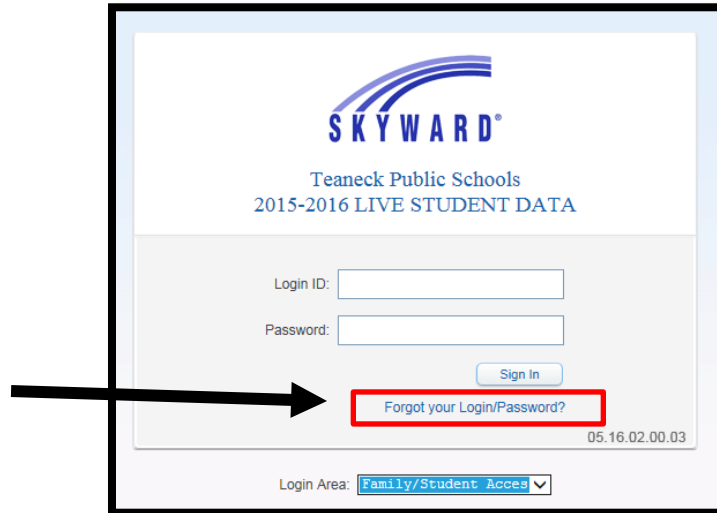
- Type your username
- Type your password
- Then click **Sign In**

A screenshot of the Skyward login page. At the top is the Skyward logo. Below it is the text 'Teaneck Public Schools' and '2015-2016 LIVE STUDENT DATA'. The login form has two input fields: 'Login ID:' and 'Password:'. Below the password field is a 'Sign In' button. There is a link for 'Forgot your Login/Password?'. At the bottom right is the date '05.15.06.00.11'. At the bottom left is a dropdown menu for 'Login Area:' with 'Family/Student Access' selected.

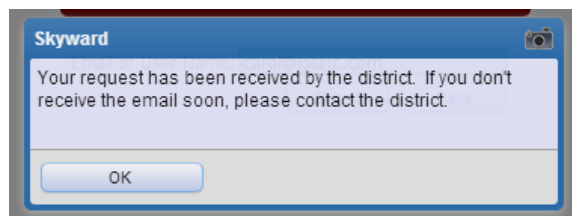
If you are logging in for the first time you will be asked to change your password. If you have trouble with your password or do not have an account, please contact the guidance department/main office of your child's school.

FORGOT LOGIN/PASSSSWORD

If you have forgotten your login/password, you can click on “**Forgot your Login/ Password?**” link located at the bottom of the login screen.



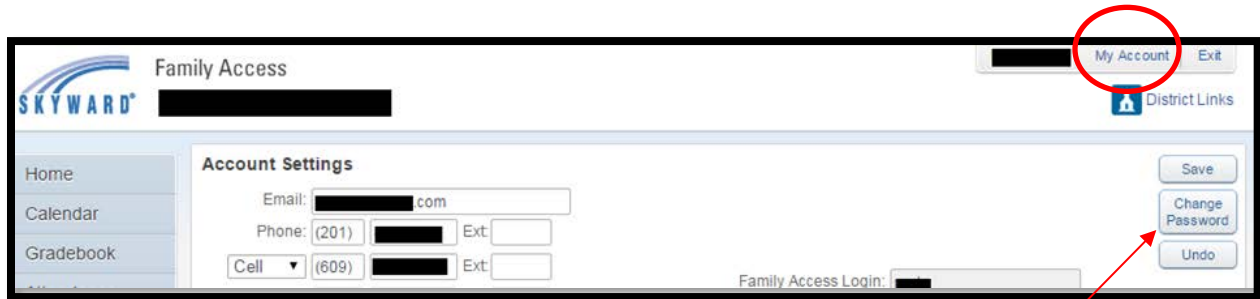
Click on “**I am not a robot**” then fill in your email address or username and click **submit**. You will receive an email with your temporary login credentials. If you do not receive an email, please contact your child’s school to verify your email address in our records.



CHANGING YOUR ACCOUNT SETTINGS

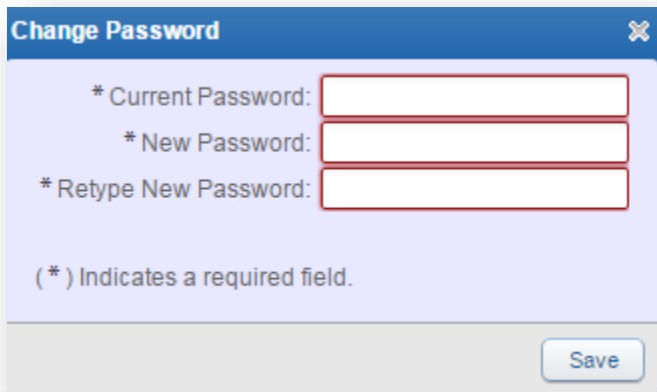
My Account allows a user to change site language, parent/guardian email addresses and telephone numbers and setup email notifications. The settings under **My Account** applies to your entire family.

To change your account settings, click on **My Account**. Your account settings will appear. Make the necessary changes and click **SAVE**.



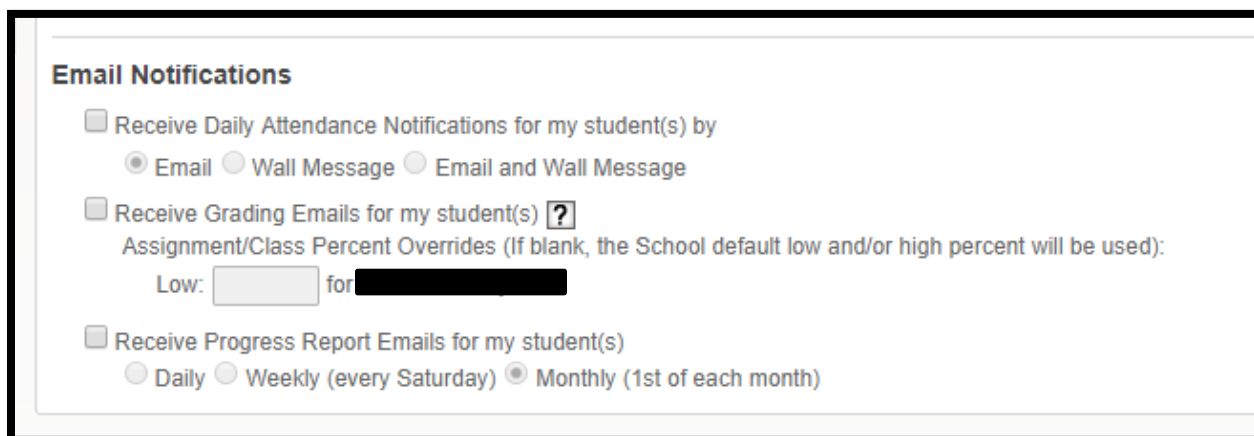
The screenshot shows the 'Family Access' interface. In the top right corner, the 'My Account' link is circled in red. Below it, the 'Account Settings' panel is visible, containing fields for Email, Phone, and Cell, along with 'Save', 'Change Password', and 'Undo' buttons. A red arrow points from the 'My Account' link to the 'Change Password' button.

To change your password, click on the **Change Password** button.



The 'Change Password' dialog box has a blue header with a close button. It contains three text input fields, each preceded by an asterisk to indicate it is required. Below the fields is a note: '(*) Indicates a required field.' A 'Save' button is located at the bottom right of the dialog. A red arrow points from the 'Change Password' button in the previous screenshot to this dialog box.

CHANGING EMAIL NOTIFICATIONS



Email Notifications

Receive Daily Attendance Notifications for my student(s) by

Email Wall Message Email and Wall Message

Receive Grading Emails for my student(s) ?

Assignment/Class Percent Overrides (If blank, the School default low and/or high percent will be used):

Low: for

Receive Progress Report Emails for my student(s)

Daily Weekly (every Saturday) Monthly (1st of each month)

- **Receive Daily Attendance Notifications**

The Attendance Email Notification is sent if the student has any attendance record entered for that day.

CHANGING THE LANGUAGE

Click **Show Google Translator in Family Access** to change the language. Select this option if your family's primary language is not English.



Family Access

Home
Calendar
Gradebook
Attendance
Student Info
Schedule
Activities

Account Settings

Email:

Phone: (201) Ext:

Cell: (609) Ext:

Show Google™ Translator in Family Access

Use a Screen Reader

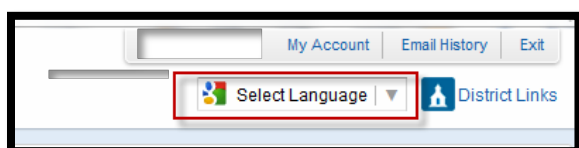
Outline Links When Focused

Family Access Login:

Password Last Changed: 11/05/2014

Save
Change Password
Undo

After you have selected to **Show Google Translator in Family Access**, you will see a drop down with a list of all the available languages from Google. The translator is powered by Google. The school district has no control over the actual translation.

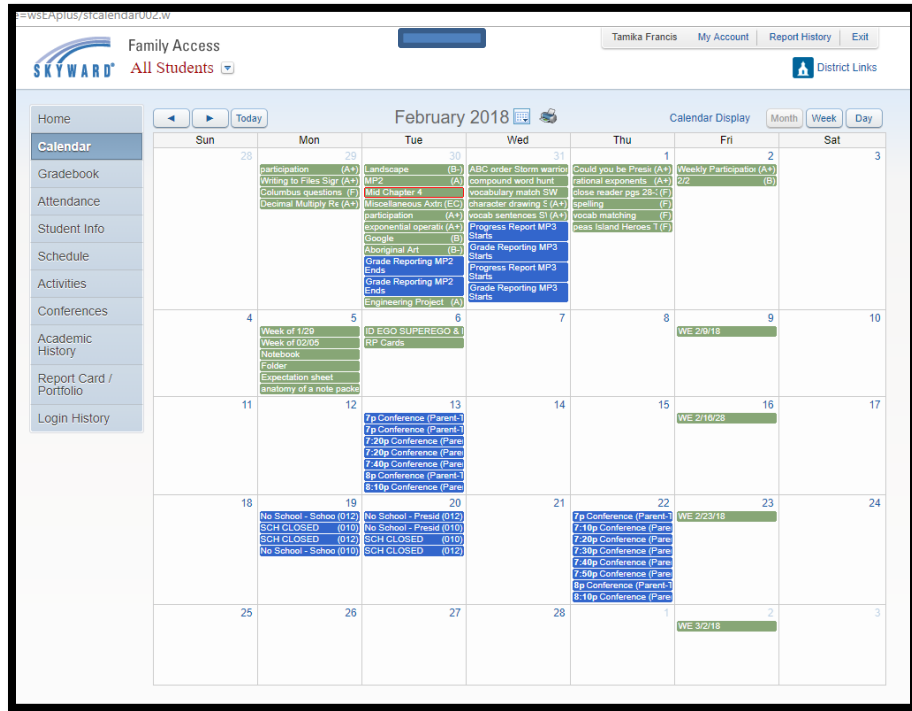


My Account | Email History | Exit

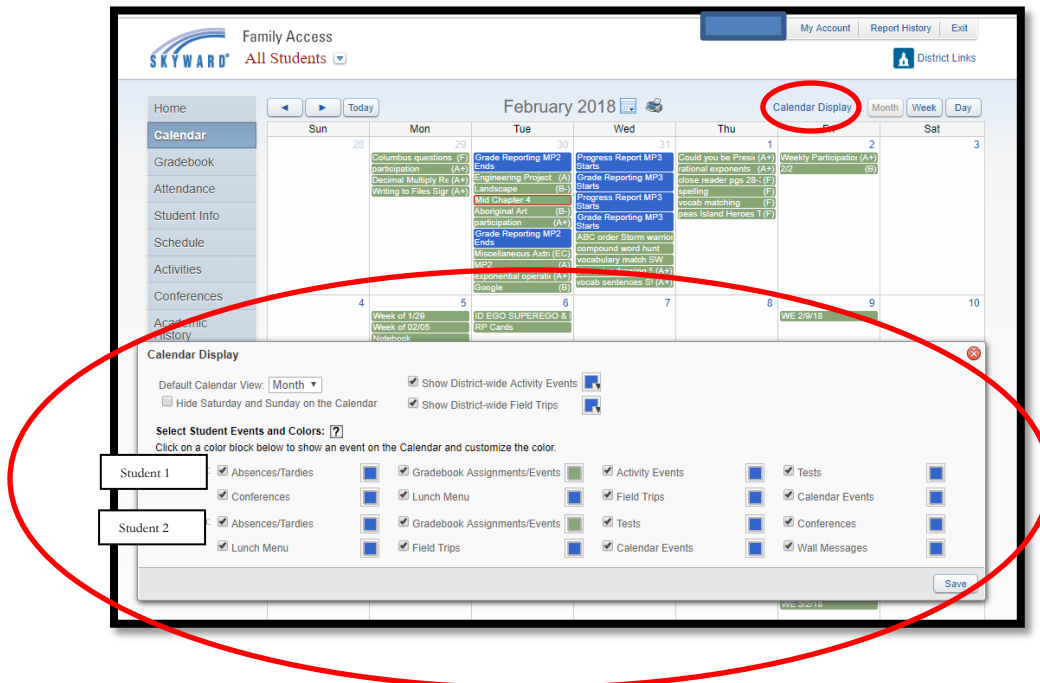
Select Language | District Links

CALENDAR

The **Calendar** gives you a view of your child's school activities. You can see upcoming or missing assignments, grades, extra-curricular activities, scheduled parent conferences and more.



You can customize the calendar view by clicking on **Calendar Display**.



GRADEBOOK – GRADE PK-04

The **Gradebook** tab will show your child's grades for each marking period. You can select a specific term by clicking on **Display Options**.

The screenshot shows the Skyward Family Access interface. The top navigation bar includes "Home", "Calendar", "Gradebook", "Attendance", "Student Info", "Schedule", "Academic History", "Report Card / Portfolio", and "Login History". The "Gradebook" section is active, displaying "Whittier Elementary School" and performance levels: "LEVEL OF PERFORMANCE 1 - Limited or no progress 2 - Progressing toward the grade level benchmark 3 - Meeting the grade level benchmark 4 - Exceeding the grade level benchmark * - Has not yet been taught". Below this, it states "There are no Missing Events." The "Class Grades" section shows a table for "Writing 3" and "Handwriting 3" classes. The "Display Options" button is circled in red.

Class	MP1	MP2	MP3	MP4
Writing 3 Period 0 (8:00 AM - 2:30 PM) James DiMicelli				
▼ Writing				
1) Uses prewriting, revising, drafting a ...	2			
2) Expresses ideas clearly in writing	2			
3) Uses a checklist and/or rubric to im...	2			
4) Writes in different genres for a varie...				
5) Edits work for basic spelling, gram...	2			
6) Responds relevantly to a topic	3			
Handwriting 3 Period 0 (8:00 AM - 2:30 PM) James DiMicelli				
▼ Handwriting				
1) Forms letters correctly in manuscript	2			
2) Forms letters correctly in cursive				
3) Writes neatly and legibly	2			

The screenshot shows the "Display Options" dropdown menu open over the "Writing 3" class. The menu options are: "Show Subjects", "Show Skills", "Grade Options (Select One)", "View All Grades", "Show Current Grades Only", and "Show Previous and Current Grades Only". The "Display Options" button and the dropdown menu are circled in red.

Class	MP1	MP2	MP3	MP4
Writing 3 Period 0 (8:00 AM - 2:30 PM) James DiMicelli				
▼ Writing				
1) Uses prewriting, revising, dr				
2) Expresses ideas clearly in writing	2			
3) Uses a checklist and/or rubric to im...	2			

You can also view the skills by clicking the **book icon**.

The screenshot shows a progress report interface with a grid of skills and a pop-up window. The grid has columns for skill descriptions and grades. A red circle highlights a book icon in the grid. The pop-up window displays the following information:

MP1 Progress Report: Mathematical Practices and Required Grade Level Fluency

Whittier Elementary School

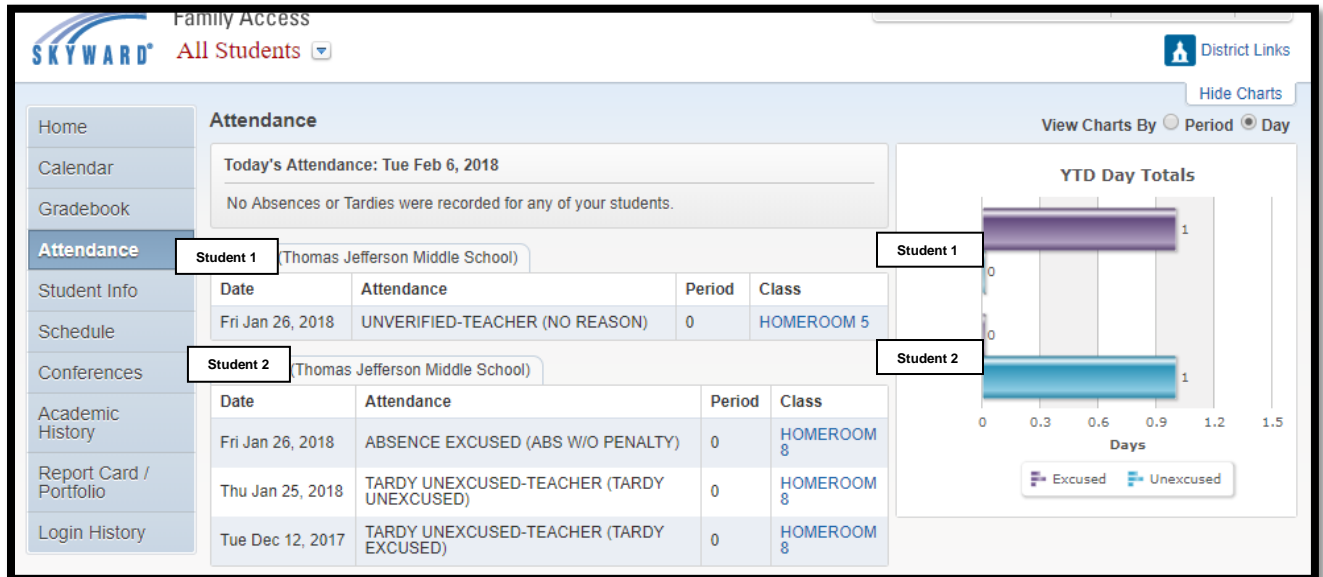
Mathematics 3 (Period 0) James DiMicelli Grade Mark Legend

Subject: **Mathematical Practices and Required Grade Level Fluency** *Not a graded subject*

Skill (Hide Skills)	Grade
1) Clearly expresses mathematical thinking in speaking and writing	2
2) Justifies conclusions and critiques the reasoning of others	2
3) Adds and subtracts basic facts within 20 accurately	2

ATTENDANCE

The **Attendance** screen allows you to view your child's tardies and absences. The Attendance screen is divided into several areas. The left side of the screen displays detailed attendance information by student. The right side of the screen displays attendance information in chart format. In the upper right hand corner of the attendance section, you can select to hide or show the charts.



STUDENT INFO

This section of Skyward shows information the school district has about your child. Most of the information displayed was collected from your family during registration or when you first logged into Skyward.

If you need to make changes, click on **Request Changes for Student** and then select the information you wish to change and then click **Save**.

Currently you have the ability to change/update the following:

- **Family Information** – phone numbers, relationship to child and home language
- **Emergency Contacts** – edit existing contacts
- **Change Emergency Contact Order**



SCHEDULE

Use the **Schedule** tab to see your child's classes including the period, teacher and details about the class.

To view the details of the class, you can click on the name of the class. To print a schedule, click on **Print Schedule**.

Family Access | My Account | Exit | District Links

Schedule

Currently Scheduled Class: Tue Feb 6, 2018 1:22pm

Victoria
 Period 00 Homeroom
 Period 00 Writing 3
 Period 00 Handwriting 3
 Period 00 Mathematics 3
 Period 00 Social Studies 3
 Period 00 Science 3
 Period 00 World Language 3
 Period 00 PhysEd/Health 3
 Period 00 PhysEd/Health 3
 Period 00 Reading 3
 Period 00 Art 3
 Period 00 Music 3
 Period 00 Technology 3
 Period 00 Work Habits

(Whittier Elementary School) | Display Options | Current Year | Weekday By Term | Matrix | *The current term is highlighted.*

2017 - 2018 Print Schedule	Term 1 (09/06/17 - 11/14/17)	Term 2 (11/15/17 - 01/30/18)	Term 3 (01/31/18 - 04/16/18)	Term 4 (04/17/18 - 06/15/18)
Period 0 (8:00 AM - 2:30 PM)	Writing 3 James DiMicelli ABCDEF Room 220	Writing 3 James DiMicelli ABCDEF Room 220	Writing 3 James DiMicelli ABCDEF Room 220	Writing 3 James DiMicelli ABCDEF Room 220
	Music 3 Chrysten Angderson ABCDEF Room 225	Music 3 Chrysten Angderson ABCDEF Room 225	Music 3 Chrysten Angderson ABCDEF Room 225	Music 3 Chrysten Angderson ABCDEF Room 225
	Homeroom James DiMicelli ABCDEF Room 220	Homeroom James DiMicelli ABCDEF Room 220	Homeroom James DiMicelli ABCDEF Room 220	Homeroom James DiMicelli ABCDEF Room 220
	World Language 3 Odette Vovra ABCDEF Room 220	World Language 3 Odette Vovra ABCDEF Room 220	World Language 3 Odette Vovra ABCDEF Room 220	World Language 3 Odette Vovra ABCDEF Room 220
	Social Studies 3 James DiMicelli ABCDEF Room 220	Social Studies 3 James DiMicelli ABCDEF Room 220	Social Studies 3 James DiMicelli ABCDEF Room 220	Social Studies 3 James DiMicelli ABCDEF Room 220
	Reading 3 James DiMicelli ABCDEF Room 220	Reading 3 James DiMicelli ABCDEF Room 220	Reading 3 James DiMicelli ABCDEF Room 220	Reading 3 James DiMicelli ABCDEF Room 220
	PhysEd/Health 3 Linda L Harrison ABCDEF Room 100	PhysEd/Health 3 Linda L Harrison ABCDEF Room 100	PhysEd/Health 3 Linda L Harrison ABCDEF Room 100	PhysEd/Health 3 Linda L Harrison ABCDEF Room 100
	PhysEd/Health 3 Michael Diehl ABCDEF Room 100	PhysEd/Health 3 Michael Diehl ABCDEF Room 100	PhysEd/Health 3 Michael Diehl ABCDEF Room 100	PhysEd/Health 3 Michael Diehl ABCDEF Room 100
	Work Habits James DiMicelli ABCDEF Room 220	Work Habits James DiMicelli ABCDEF Room 220	Work Habits James DiMicelli ABCDEF Room 220	Work Habits James DiMicelli ABCDEF Room 220
	Mathematics 3 James DiMicelli ABCDEF Room 220	Mathematics 3 James DiMicelli ABCDEF Room 220	Mathematics 3 James DiMicelli ABCDEF Room 220	Mathematics 3 James DiMicelli ABCDEF Room 220
Handwriting 3 James DiMicelli ABCDEF Room 220	Handwriting 3 James DiMicelli ABCDEF Room 220	Handwriting 3 James DiMicelli ABCDEF Room 220	Handwriting 3 James DiMicelli ABCDEF Room 220	

ACADEMIC HISTORY

The Academic History screen allows you to view your student's grade history. It displays the school, school year, grade level, class description, terms, and grades for all classes that your student is enrolled in, has completed, or is scheduled in to complete. To view more information about a class, click the course description in the **Class** column.

Family Access

Academic History

Victoria (Whittier Elementary School)

2017 - 2018, Grade 03

Class	Terms	MP1	MP2	MP3	MP4
Art 3	1-4				
Handwriting 3	1-4				
Homeroom	1-4				
Mathematics 3	1-4				
Music 3	1-4				
Physical Health 3	1-4				
Reading 3	1-4				
Science 3	1-4				
Social Studies 3	1-4				
Technology 3	1-4				
Work Habits	1-4				
World Language 3	1-4				
Writing 3	1-4				

2016 - 2017, Grade 02

Class	Terms	MP1	MP2	MP3	MP4
Art 2	1-4				
Handwriting 2	1-4				
Homeroom	1-4				
Mathematics 2	1-4				
Music 2	1-4				
Physical Health 2	1-4				
Reading 2	1-4				
Science 2	1-4				
Social Studies 2	1-4				
Technology 2	1-4				
Work Habits	1-4				
World Language 2	1-4				
Writing 2	1-4				

2015 - 2016, Grade 01

Class	Terms	MP1	MP2	MP3	MP4
-------	-------	-----	-----	-----	-----

REPORT CARDS/PORTFOLIO

The **Report Cards/Portfolio** screen will display your child's report cards and progress reports. Click on the filename and the file will open and display the report card.

Family Access

Report Card / Portfolio - Attachments

Whittier Elementary School

Portfolio is not available for [redacted]

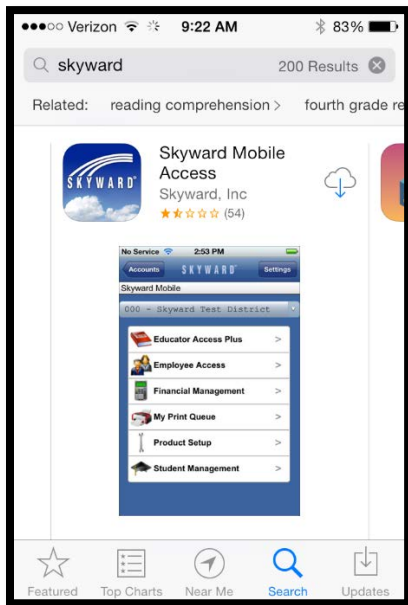
Whittier Elementary School

Report Directory is not available for [redacted]

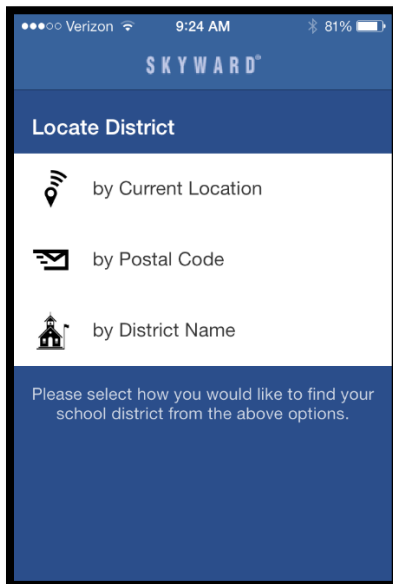
Description	Type	Created
Standards Report Card (06/26/17)	Report Card	Mon Jun 26, 2017 9:51am

Skyward Mobile App

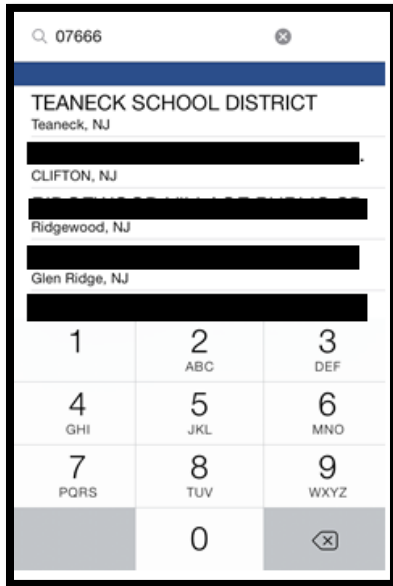
Step 1: The first step is to install the Skyward mobile app onto your device. The free app is available from either Amazon, Google Play, or iTunes.



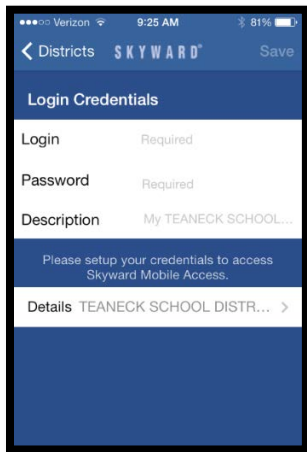
Step 2: Locate your district by selecting Current Location, Postal Code, or District Name. It is recommended you select your district by using the Postal Code 07666.



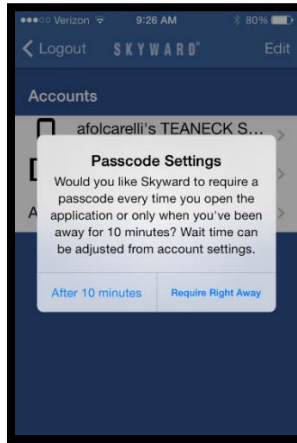
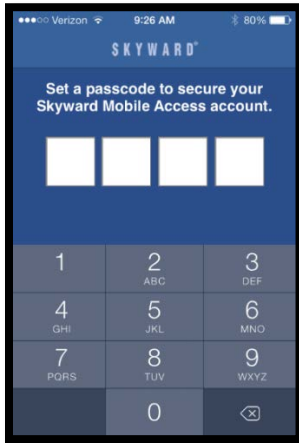
Step 3: Select Teaneck School District from the list.



Step 4: Complete the Login and Password field on the Login Credentials screen using your Skyward Family Access user name and password. If you do not remember your login credentials, please contact your child's school.



Step 5: You will be asked to create a four digit passcode to access the Skyward Mobile App. Once your account has been set up, the passcode will be used to access your account.



Step 6: Select Mobile from the list. Once you have selected Mobile, you will be able to access your child's student data.

